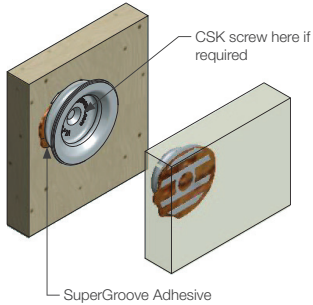


## VL-03, VL-03H & VL-03 FR Very Low Profile Clip Set

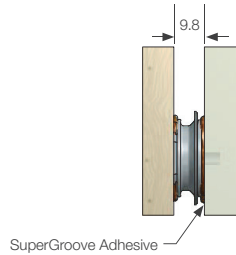


### INSTALLATION STEPS

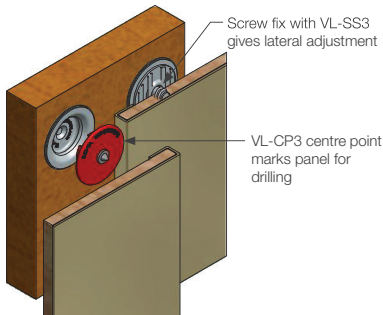
- 1** Exploded view of typical installation (adhesive fix)



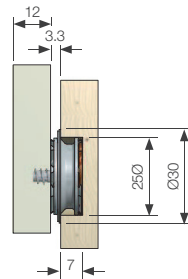
- 2** Section through installed clip



- 3** Exploded view showing centre point marker, install option



- 4** Section through recessed installation



MORE INFO: Clip Layout Guide TD-02 Product sheet VL-03